



Easy 6T Manual

Electrical Supply

CODE: 925806120

Trays	6T GN1/1 - 6T 60x40 cm
Outside dimension	850 L x 915 P x 830 H mm
Tray distance	80 mm
Power	10,7 kW
Weight	81 Kg
Max temperature	270° C
Power supply	400 V ~ 3PH + N + PE 400 V ~ 2PH + N + PE 230 V ~ 3PH + PE 230 V ~ 1PH + N + PE 50-60 Hz

Equipment

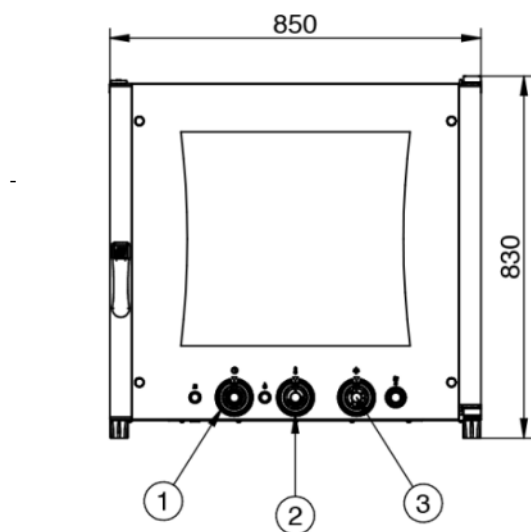
BakeAIR multi-fan system	Double low emissive glass	High-performance thermal insulation
Two fan speeds	Three cooking modes	Rounded baking chamber
Modularity	CE Certificate	Steam control in percentage BakeSTEAM
Manual mode	EAC certification	Overlap option
Openable inner glass for easy cleaning		

Options

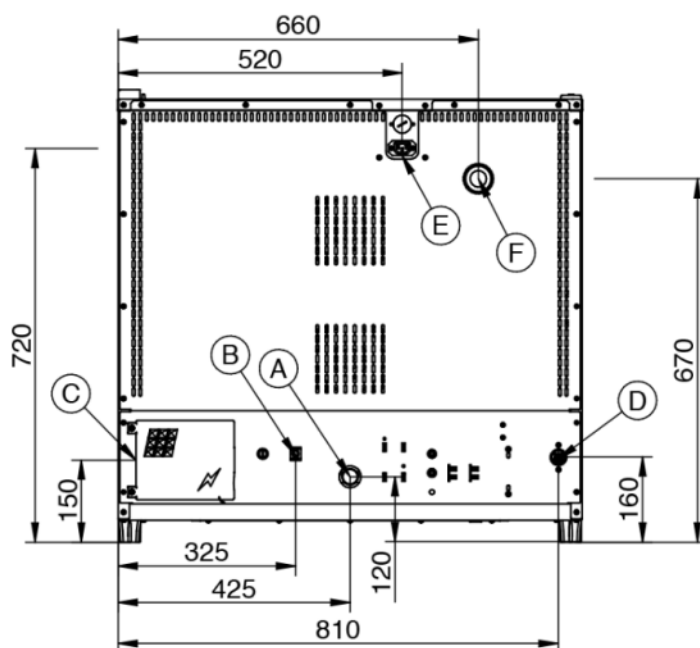
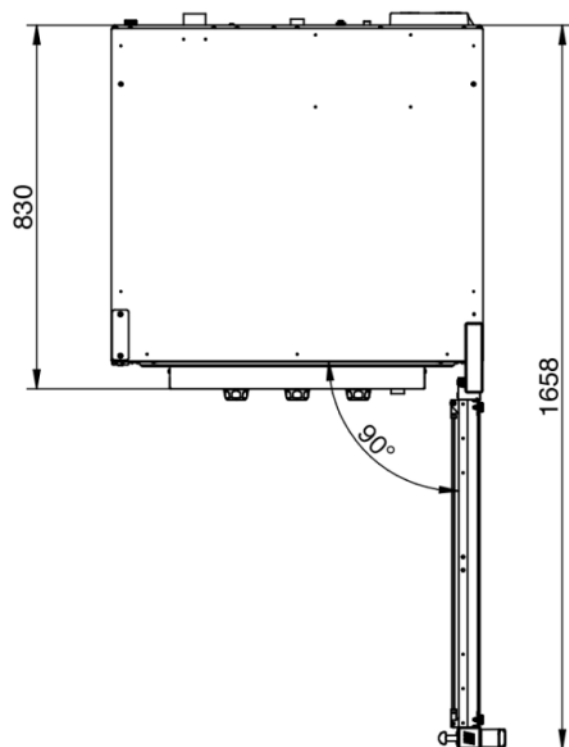
Left door opening

Easy 6T Manual

Electrical Supply



- 1 - Manopola Timer - Timer knob - Poignée de la minuterie - Mando del temporizador
2 - Manopola temp. - Temp. knob - Poignée de la temp. - Mando de la temp.
3 - Manopola Umidità - Humidity knob - Poignée de l'humidité - Mando humedad



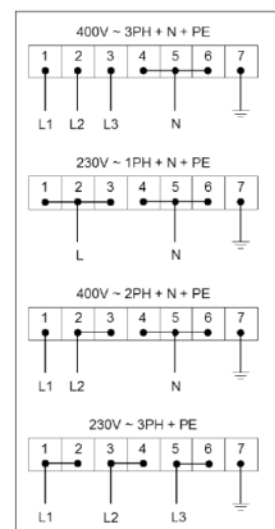
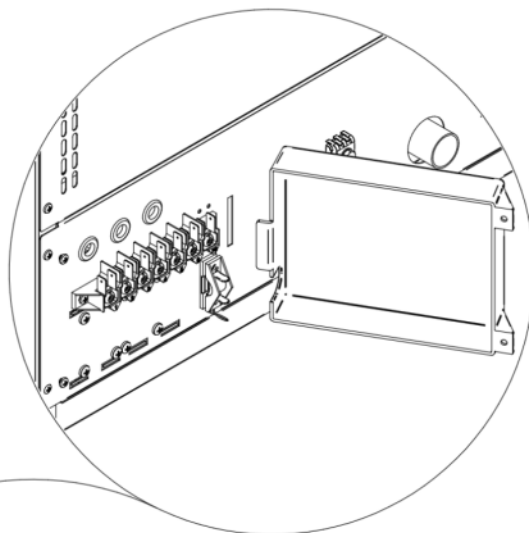
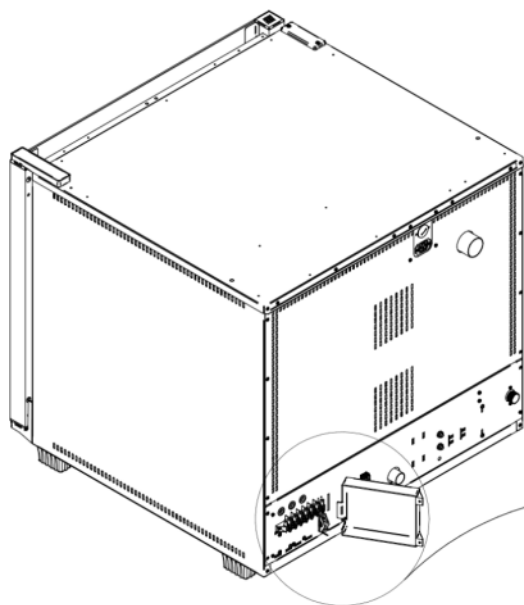
Legend

- A - Drain liquid Ø 30mm
B - Equipotential terminal comb
C - Electric supply
D - Water inlet 3/4"
E - Extracting hood supply
F - Steam exhaust Ø 50mm

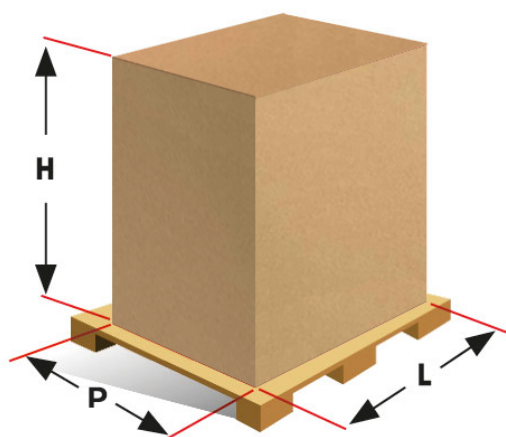
Easy 6T Manual

Electrical Supply

Supply and Connections



Packaging



Packing size:	920 L x 1000 P x 980 H mm
Net weight:	81 Kg
Gross weight:	99 Kg